


















Rank	Competitor	Age	Club	RT	PTS	Result	
1	 Thomas Magill	S19	16 	0.75	705	1:00.81 Entry: 1:01.44 -0.63	Q
	50m: 29.14 100m: 1:00.81 (31.67)						
2	 Charlie Aldertor	S19	13 	0.77	493	1:08.52 Entry: 1:08.75 -0.23	Q
	50m: 31.46 100m: 1:08.52 (37.06)						
3	 Preston Maxwe	S14	16 	0.75	447	1:06.79 Entry: 1:03.34 +3.45	Q
	50m: 30.59 100m: 1:06.79 (36.20)						
4	 Kithmi Kandegc	S6	15 		431	1:23.00 Entry: 1:23.84 -0.84	Q
	50m: 38.82 100m: 1:23.00 (44.18)						
5	 Jonty Howland	S6	14	0.46	403	1:24.87 Entry: 1:28.52 -3.65	Q
	50m: 40.37 100m: 1:24.87 (44.50)						
6	 Rawiri Tristram-	S6	17 	0.31	359	1:28.14 Entry: 1:27.29 +0.85	Q
	50m: 41.45 100m: 1:28.14 (46.69)						
7	 Lucas Robins	S9	16 	0.87	355	1:13.74 Entry: 1:12.91 +0.83	Q
	50m: 35.07 100m: 1:13.74 (38.67)						
8	 Nathaniel Wooc	S10	16 	0.66	300	1:15.62 Entry: 1:13.70 +1.92	Q
	50m: 36.87 100m: 1:15.62 (38.75)						
9	 Harrison Sincoc	S19	13 		235	1:27.62 Entry: 1:21.63 +5.99	Q
	50m: 39.82 100m: 1:27.62 (47.80)						